


Round 1 : Queensland Raceway : April 5 & 6

PRODUCTION / FORMULA 400
Race 3

Date: 06/04/14
 Event: R13
 Weather: Fine & partly cloudy - 28.5C
 Track: Dry - Temp: 50.0C

Started at: 11:50:59
 Laps: 8
 Starters: 11
 Printed at: 23:23

PROVISIONAL CLASSIFICATION

Pos	No	Gr	Name	Class	Machine	Laps	Race Time	Behind	Fastest Lap	On Lap
1	40	C	Craig WHITE (NSW)	F4	Honda VFR 400	8	11:39.249		1:26.432	5
2	399	B	Andrew LAWSON (QLD) / Team MotoMooroka / Team Moto / Australian Transport Ind.	3PR	Kawasaki Ninja 300	8	11:43.750	4.501	1:26.969	4
3	77	C	Mitch KAVNEY (NSW) / Bullet Racing / Pirtek Musswellbrook	3PR	Kawasaki Ninja 300	8	12:03.291	24.042	1:29.369	2
4	59	C	Melanie CROCKFORD (WA)	3PR	Kawasaki Ninja 300	8	12:31.777	52.528	1:32.405	7
5	93	C	Jessica DERRIN (WA)	2PR	Kawasaki Ninja 250	8	12:33.438	54.189	1:32.119	8
6	236	D	Grant JORDON (NSW)	2PR	Kawasaki Ninja 250	8	12:36.081	56.832	1:32.942	4
7	47	C	Jack GALLAGHER (VIC) / Mask Imagery / Eye Candy Customs	2PR	Kawasaki Ninja 250	8	12:41.206	1:01.957	1:33.609	2
8	98	C	Mark McHENRY (VIC) / Tricomms National / ExTech / Moto V8	2PR	Kawasaki Ninja 250	8	12:51.300	1:12.051	1:34.953	4
9	21	J	Illich ROSS (VIC) / CH Racing	2PR	Kawasaki Ninja 250	8	12:53.473	1:14.224	1:35.093	4
10	13	C	Chris GALLAGHER (VIC) / Eye Candy Customs / Mask Imagery	2PR	Kawasaki Ninja 250	8	13:06.806	1:27.557	1:36.325	7
DNF	298	J	Josh McHENRY (VIC) / Tricomms National / xTech / TarTrack	2PR	Kawasaki Ninja 250	7	11:01.589	1 Lap	1:32.773	4

Fastest Lap was 1:26.432 by Craig WHITE (NSW)

The results are provisional until the end of the time limit for protests and appeals.

Chief Time Keeper - Scott Laing

Clerk of Course - Tom Williams




Computime Race Timing Systems Pty Ltd © 1996
 Licensed to Computime Race Timing Systems

www.computime.com.au

COMPUTIME RACE TIMING SYSTEMS PTY LTD

9 Timber Lane, Glen Waverley, Vic 3150. Ph : 0418 17 13 17

E-mail : scott@computime.com.au





Round 1 : Queensland Raceway : April 5 & 6



PRODUCTION / FORMULA 400

Race 3

Date: 06/04/14
 Event: R13
 Weather: Fine & partly cloudy - 28.5C
 Track: Dry - Temp: 50.0C

Started at: 11:50:59
 Laps: 8
 Starters: 11
 Printed at: 23:23

PROVISIONAL LAP TIMES

No	Name	Lap 1	Lap 2	Lap 3	Lap 4	Lap 5	Lap 6	Lap 7	Lap 8
13	Chris GALLAGHER (VIC)	1:44.883	1:38.019	1:37.839	1:36.425	1:37.984	1:37.381	1:36.325	1:37.950
21	Iilish ROSS (VIC)	1:43.336	1:36.187	1:35.746	1:35.093	1:35.720	1:36.552	1:35.380	1:35.459
40	Craig WHITE (NSW)	1:31.921	1:26.697	1:26.771	1:26.778	1:26.432	1:26.912	1:27.011	1:26.727
47	Jack GALLAGHER (VIC)	1:40.462	1:33.609	1:35.242	1:33.685	1:34.113	1:34.953	1:34.366	1:34.776
59	Melanie CROCKFORD (WA)	1:41.195	1:33.219	1:34.038	1:32.952	1:32.791	1:32.448	1:32.405	1:32.729
77	Mitch KAVNEY (NSW)	1:34.679	1:29.369	1:30.895	1:29.717	1:29.939	1:29.802	1:29.494	1:29.396
93	Jessica DERRIN (WA)	1:39.258	1:33.460	1:33.461	1:33.158	1:33.870	1:35.176	1:32.936	1:32.119
98	Mark McHENRY (VIC)	1:42.330	1:35.368	1:35.055	1:34.953	1:35.093	1:35.681	1:35.592	1:37.228
236	Grant JORDON (NSW)	1:39.584	1:33.328	1:34.301	1:32.942	1:33.230	1:34.832	1:33.209	1:34.655
298	Josh McHENRY (VIC)	1:38.826	1:34.317	1:34.063	1:32.773	1:33.212	1:35.317	1:33.081	
399	Andrew LAWSON (QLD)	1:33.077	1:27.349	1:27.085	1:26.969	1:27.274	1:27.152	1:27.398	1:27.446


The results are provisional until the end of the time limit for protests and appeals.

Chief Time Keeper - Scott Laing

Clerk of Course - Tom Williams



Computime Race Timing Systems Pty Ltd © 1996
 Licensed to Computime Race Timing Systems
www.computime.com.au
COMPUTIME RACE TIMING SYSTEMS PTY LTD
 9 Timber Lane, Glen Waverley, Vic 3150. Ph : 0418 17 13 17
 E-mail : scott@computime.com.au



2014

AirRoad®

ASBK
SUPERBIKE CHAMPIONSHIPSieq
EVENTSMOTORCYCLING
AUSTRALIA
www.ma.org.au

PIRELLI

Round 1 : Queensland Raceway : April 5 & 6

MOTUL

PRODUCTION / FORMULA 400

Race 3

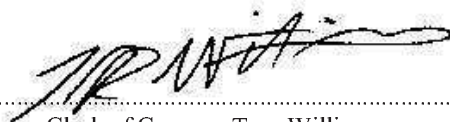
Date: 06/04/14
Event: R13
Weather: Fine & partly cloudy - 28.5C
Track: Dry - Temp: 50.0CStarted at: 11:50:59
Laps: 8
Starters: 11
Printed at: 23:23

PROVISIONAL SPLIT TIMES

Lap	Split 1	Split 2	Split 3	Split 4	Lap Time	Lap	Split 1	Split 2	Split 3	Split 4	Lap Time
13 Chris GALLAGHER (VIC) (10th)						5	<u>31.232</u>	41.184	21.697		1:34.113
1	40.128	42.014	22.741		1:44.883	6	31.721	41.589	21.643		1:34.953
2	32.788	42.539	22.692		1:38.019	7	31.703	41.059	21.604		1:34.366
3	32.851	42.296	22.692		1:37.839	8	31.971	41.019	21.786		1:34.776
4	<u>32.484</u>	41.725	<u>22.216</u>		1:36.425	59 Melanie CROCKFORD (WA) (4th)					
5	32.656	42.921	22.407		1:37.984	1	38.252	41.253	21.690		1:41.195
6	32.847	41.944	22.590		1:37.381	2	30.864	41.175	21.180		1:33.219
7	32.488	<u>41.426</u>	22.411		<u>1:36.325</u>	3	30.823	41.626	21.589		1:34.038
8	33.065	41.959	22.926		1:37.950	4	30.664	41.057	21.231		1:32.952
21 ilish ROSS (VIC) (9th)						5	30.650	40.877	21.264		1:32.791
1	39.524	41.641	22.171		1:43.336	6	30.546	40.734	21.168		1:32.448
2	33.025	40.921	22.241		1:36.187	7	<u>30.479</u>	40.771	<u>21.155</u>		<u>1:32.405</u>
3	33.357	<u>40.415</u>	21.974		1:35.746	8	30.674	<u>40.658</u>	21.397		1:32.729
4	<u>32.392</u>	40.736	21.965		<u>1:35.093</u>	77 Mitch KAVNEY (NSW) (3rd)					
5	32.760	40.909	22.051		1:35.720	1	35.583	38.434	20.662		1:34.679
6	33.206	40.918	22.428		1:36.552	2	<u>30.277</u>	38.436	20.656		<u>1:29.369</u>
7	32.796	40.852	<u>21.732</u>		1:35.380	3	31.325	38.763	20.807		1:30.895
8	33.054	40.670	21.735		1:35.459	4	30.552	38.537	20.628		1:29.717
40 Craig WHITE (NSW) (1st)						5	30.742	38.538	20.659		1:29.939
1	34.370	37.311	20.240		1:31.921	6	30.590	38.477	20.735		1:29.802
2	29.135	37.624	19.938		1:26.697	7	30.385	38.386	20.723		1:29.494
3	29.331	37.458	19.982		1:26.771	8	30.461	<u>38.385</u>	<u>20.550</u>		1:29.396
4	29.309	37.567	<u>19.902</u>		1:26.778	93 Jessica DERRIN (WA) (5th)					
5	29.262	37.237	19.933		<u>1:26.432</u>	1	37.273	40.433	21.552		1:39.258
6	29.188	37.642	20.082		1:26.912	2	31.719	39.982	21.759		1:33.460
7	29.329	37.718	19.964		1:27.011	3	31.848	39.973	21.640		1:33.461
8	<u>29.051</u>	<u>37.184</u>	20.492		1:26.727	4	31.823	39.791	21.544		1:33.158
47 Jack GALLAGHER (VIC) (7th)						5	31.487	40.550	21.833		1:33.870
1	37.862	40.972	21.628		1:40.462	6	31.661	41.382	22.133		1:35.176
2	31.248	<u>40.865</u>	<u>21.496</u>		<u>1:33.609</u>	7	31.294	40.307	<u>21.335</u>		1:32.936
3	31.685	41.282	22.275		1:35.242	8	<u>31.062</u>	<u>39.676</u>	21.381		<u>1:32.119</u>
4	31.287	40.893	21.505		1:33.685						



Chief Time Keeper - Scott Laing



Clerk of Course - Tom Williams


Computime Race Timing Systems Pty Ltd © 1996
Licensed to Computime Race Timing Systems

www.computime.com.au

COMPUTIME RACE TIMING SYSTEMS PTY LTD

9 Timber Lane, Glen Waverley, Vic 3150. Ph : 0418 17 13 17

E-mail : scott@computime.com.au





Round 1 : Queensland Raceway : April 5 & 6



PRODUCTION / FORMULA 400

Race 3

Date: 06/04/14
 Event: R13
 Weather: Fine & partly cloudy - 28.5C
 Track: Dry - Temp: 50.0C

Started at: 11:50:59
 Laps: 8
 Starters: 11
 Printed at: 23:23


PROVISIONAL SPLIT TIMES

Lap	Split 1	Split 2	Split 3	Split 4	Lap Time	Lap	Split 1	Split 2	Split 3	Split 4	Lap Time
98 Mark McHENRY (VIC) (8th)						298 Josh McHENRY (VIC) (DNF)					
1	38.600	41.625	22.105		1:42.330	1	37.081	40.090	21.655		1:38.826
2	31.758	41.214	22.396		1:35.368	2	31.846	40.439	22.032		1:34.317
3	31.923	41.025	22.107		1:35.055	3	31.627	40.758	21.678		1:34.063
4	31.818	40.991	22.144		1:34.953	4	31.184	40.195	21.394		1:32.773
5	31.985	41.046	22.062		1:35.093	5	30.918	40.582	21.712		1:33.212
6	31.986	41.507	22.188		1:35.681	6	31.753	41.421	22.143		1:35.317
7	32.295	41.208	22.089		1:35.592	7	31.295	40.352	21.434		1:33.081
8	32.525	42.373	22.330		1:37.228						
236 Grant JORDON (NSW) (6th)						399 Andrew LAWSON (QLD) (2nd)					
1	37.626	40.286	21.672		1:39.584	1	34.700	37.977	20.400		1:33.077
2	31.533	40.224	21.571		1:33.328	2	29.400	37.800	20.149		1:27.349
3	31.731	40.767	21.803		1:34.301	3	29.352	37.585	20.148		1:27.085
4	31.239	40.435	21.268		1:32.942	4	29.395	37.449	20.125		1:26.969
5	31.035	40.473	21.722		1:33.230	5	29.450	37.657	20.167		1:27.274
6	31.669	41.306	21.857		1:34.832	6	29.329	37.511	20.312		1:27.152
7	31.370	40.161	21.678		1:33.209	7	29.596	37.533	20.269		1:27.398
8	31.529	41.038	22.088		1:34.655	8	29.458	37.639	20.349		1:27.446

The results are provisional until the end of the time limit for protests and appeals.

Scott Laing
 Chief Time Keeper - Scott Laing

Tom Williams
 Clerk of Course - Tom Williams





Round 1 : Queensland Raceway : April 5 & 6



PRODUCTION / FORMULA 400

Race 3

Date: 06/04/14
 Event: R13
 Weather: Fine & partly cloudy - 28.5C
 Track: Dry - Temp: 50.0C

Started at: 11:50:59
 Laps: 8
 Starters: 11
 Printed at: 23:23

PROVISIONAL FASTEST LAPS SEQUENCE

Lap	Race Pos	No	Name	Machine	Fastest Lap	On Lap
1	1	40	Craig WHITE (NSW)	Honda VFR 400	1:31.921	1
2	1	40	Craig WHITE (NSW)	Honda VFR 400	1:26.697	2
5	1	40	Craig WHITE (NSW)	Honda VFR 400	1:26.432	5

The results are provisional until the end of the time limit for protests and appeals.


Chief Time Keeper - Scott Laing

Clerk of Course - Tom Williams



Computime Race Timing Systems Pty Ltd © 1996
 Licensed to Computime Race Timing Systems
www.computime.com.au

COMPUTIME RACE TIMING SYSTEMS PTY LTD
 9 Timber Lane, Glen Waverley, Vic 3150. Ph : 0418 17 13 17
 E-mail : scott@computime.com.au




Round 1 : Queensland Raceway : April 5 & 6

PRODUCTION / FORMULA 400

 Date: 06/04/14
 Event: R13
 Weather: Fine & partly cloudy - 28.5C
 Track: Dry - Temp: 50.0C

Race 3

 Started at: 11:50:59
 Laps: 8
 Starters: 11
 Printed at: 23:23


PROVISIONAL LAP SHEET

No	Lap Time	Gap	No	Lap Time	Gap	No	Lap Time	Gap	No	Lap Time	Gap
Lap 1			93	1:33.461	20.790	98	1:35.093	44.200	40	1:26.727	
40	1:31.921		298	1:34.063	21.817	21	1:35.720	47.483	399	1:27.446	4.501
399	1:33.077	1.156	236	1:34.301	21.824	13	1:37.984	56.551	77	1:29.396	24.042
77	1:34.679	2.758	59	1:34.038	23.063	Lap 6			59	1:32.729	52.528
298	1:38.826	6.905	47	1:35.242	23.924	40	1:26.912		93	1:32.119	54.189
93	1:39.258	7.337	98	1:35.055	27.364	399	1:27.152	3.395	236	1:34.655	56.832
236	1:39.584	7.663	21	1:35.746	29.880	77	1:29.802	18.890	47	1:34.776	1:01.95
47	1:40.462	8.541	13	1:37.839	35.352	59	1:32.448	41.132	98	1:37.228	1:12.05
59	1:41.195	9.274	Lap 4			236	1:34.832	42.706	21	1:35.459	1:14.22
98	1:42.330	10.409	40	1:26.778		93	1:35.176	42.872	13	1:37.950	1:27.55
21	1:43.336	11.415	399	1:26.969	2.313	298	1:35.317	42.997			
13	1:44.883	12.962	77	1:29.717	12.493	47	1:34.953	46.553			
Lap 2			93	1:33.158	27.170	98	1:35.681	52.969			
40	1:26.697		298	1:32.773	27.812	21	1:36.552	57.123			
399	1:27.349	1.808	236	1:32.942	27.988	13	1:37.381	1:07.02			
77	1:29.369	5.430	59	1:32.952	29.237	Lap 7					
93	1:33.460	14.100	47	1:33.685	30.831	40	1:27.011				
236	1:33.328	14.294	98	1:34.953	35.539	399	1:27.398	3.782			
298	1:34.317	14.525	21	1:35.093	38.195	77	1:29.494	21.373			
47	1:33.609	15.453	13	1:36.425	44.999	59	1:32.405	46.526			
59	1:33.219	15.796	Lap 5			93	1:32.936	48.797			
98	1:35.368	19.080	40	1:26.432		236	1:33.209	48.904			
21	1:36.187	20.905	399	1:27.274	3.155	298	1:33.081	49.067			
13	1:38.019	24.284	77	1:29.939	16.000	47	1:34.366	53.908			
Lap 3			298	1:33.212	34.592	98	1:35.592	1:01.55			
40	1:26.771		93	1:33.870	34.608	21	1:35.380	1:05.49			
399	1:27.085	2.122	236	1:33.230	34.786	13	1:36.325	1:16.33			
77	1:30.895	9.554	59	1:32.791	35.596	Lap 8					
			47	1:34.113	38.512						

The results are provisional until the end of the time limit for protests and appeals.

Chief Time Keeper - Scott Laing

Clerk of Course - Tom Williams


 Computime Race Timing Systems Pty Ltd © 1996
 Licensed to Computime Race Timing Systems
www.computime.com.au
COMPUTIME RACE TIMING SYSTEMS PTY LTD
 9 Timber Lane, Glen Waverley, Vic 3150. Ph : 0418 17 13 17
 E-mail : scott@computime.com.au


2014



Round 1 : Queensland Raceway : April 5 & 6



PRODUCTION / FORMULA 400

Race 3

Date: 06/04/14
Event: R13
Weather: Fine & partly cloudy - 28.5C
Track: Dry - Temp: 50.0C

Started at: 11:50:59
Laps: 8
Starters: 11
Printed at: 23:23

PROVISIONAL LAP CHART

Grid	1	2	3	4	5	6	7	8
399	40	40	40	40	40	40	40	40
40	399	399	399	399	399	399	399	399
77	77	77	77	77	77	77	77	77
298	298	93	93	93	298	59	59	59
93	93	236	298	298	93	236	93	93
236	236	298	236	236	236	93	236	236
47	47	47	59	59	59	298	298	47
59	59	59	47	47	47	47	47	98
98	98	98	98	98	98	98	98	21
21	21	21	21	21	21	21	21	13
13	13	13	13	13	13	13	13	

The results are provisional until the end of the time limit for protests and appeals.


Chief Time Keeper - Scott Laing

Clerk of Course - Tom Williams



Computime Race Timing Systems Pty Ltd © 1996
Licensed to Computime Race Timing Systems
www.computime.com.au

COMPUTIME RACE TIMING SYSTEMS PTY LTD
9 Timber Lane, Glen Waverley, Vic 3150. Ph : 0418 17 13 17
E-mail : scott@computime.com.au



2014






Round 1 : Queensland Raceway : April 5 & 6

PRODUCTION / FORMULA 400
PROVISIONAL ROUND POINTS
PRODUCTION - WOMEN - AUSTRALIAN CHAMPIONSHIP

Pos	Name	Rnd 1 Race 1	Rnd 1 Race 2	Rnd 1 Race 3	Total
1	Melanie CROCKFORD (WA)	20	25	25	70
2	Jessica DERRIN (WA)	25	20	20	65
3	Ililish ROSS (VIC)	18	18	18	54

250cc PRODUCTION - AUSTRALIAN CHAMPIONSHIP

Pos	Name	Rnd 1 Race 1	Rnd 1 Race 2	Rnd 1 Race 3	Total
1	Jessica DERRIN (WA)	20	18	25	63
2	Grant JORDON (NSW)	18	20	20	58
3	Jack GALLAGHER (VIC)	16	17	18	51
4	Josh McHENRY (VIC)	25	25	0	50
5	Mark McHENRY (VIC)	15	16	17	48
6	Ililish ROSS (VIC)	17	15	16	48
7	Chris GALLAGHER (VIC)	0	14	15	29

300cc PRODUCTION - AUSTRALIAN CHAMPIONSHIP

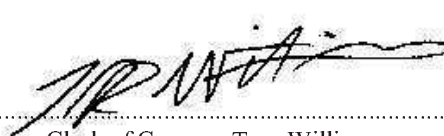
Pos	Name	Rnd 1 Race 1	Rnd 1 Race 2	Rnd 1 Race 3	Total
1	Andrew LAWSON (QLD)	25	25	25	75
2	Mitch KAVNEY (NSW)	20	20	20	60
3	Melanie CROCKFORD (WA)	18	18	18	54

FORMULA 400 - NATIONAL SERIES

Pos	Name	Rnd 1 Race 1	Rnd 1 Race 2	Rnd 1 Race 3	Total
1	Craig WHITE (NSW)	25	25	25	75



Chief Time Keeper - Scott Laing



Clerk of Course - Tom Williams



Computime Race Timing Systems Pty Ltd © 1996

Licensed to Computime Race Timing Systems

www.computime.com.au
COMPUTIME RACE TIMING SYSTEMS PTY LTD

9 Timber Lane, Glen Waverley, Vic 3150. Ph : 0418 17 13 17

 E-mail : scott@computime.com.au
